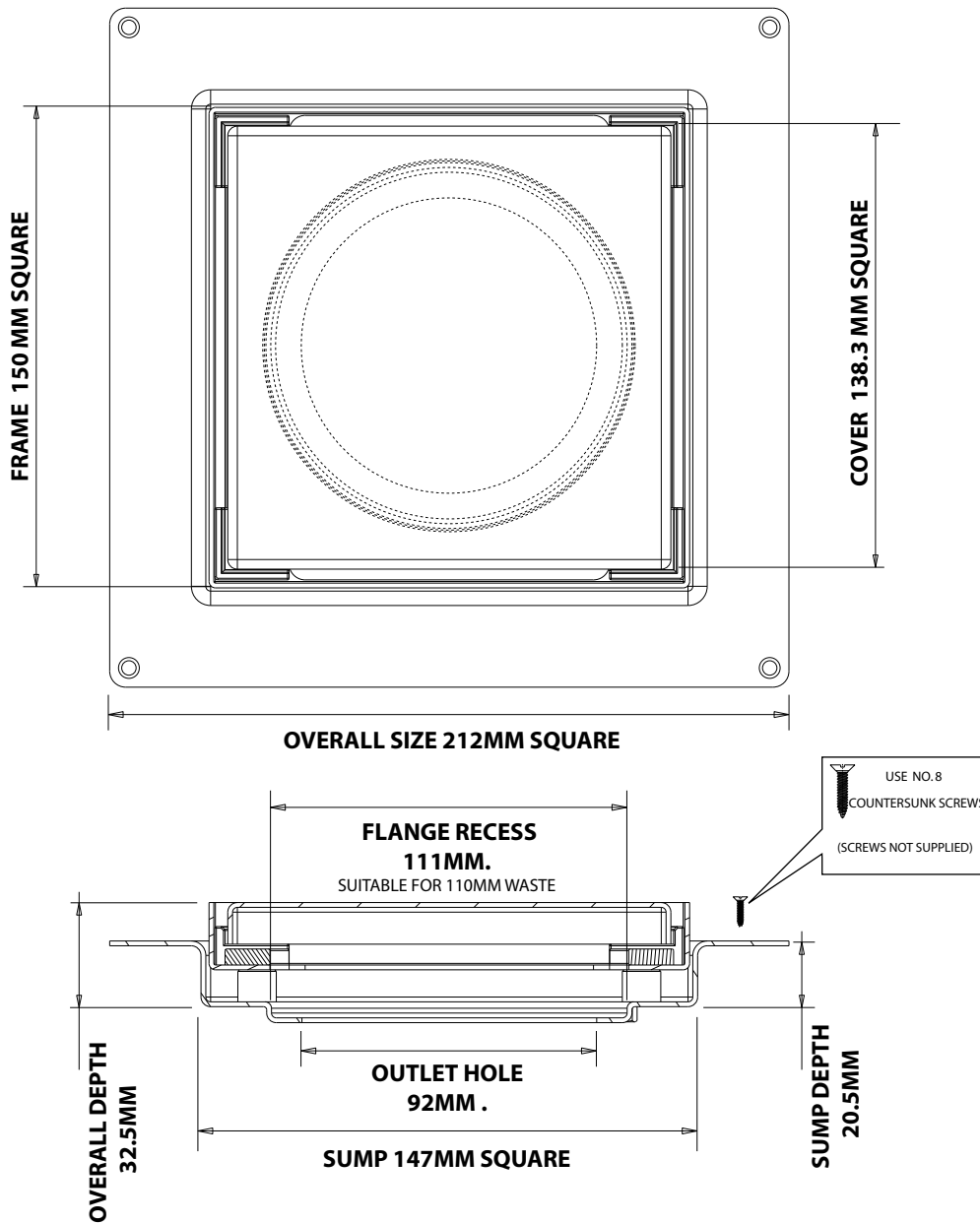


# TILE DRAIN SPECIFICATION

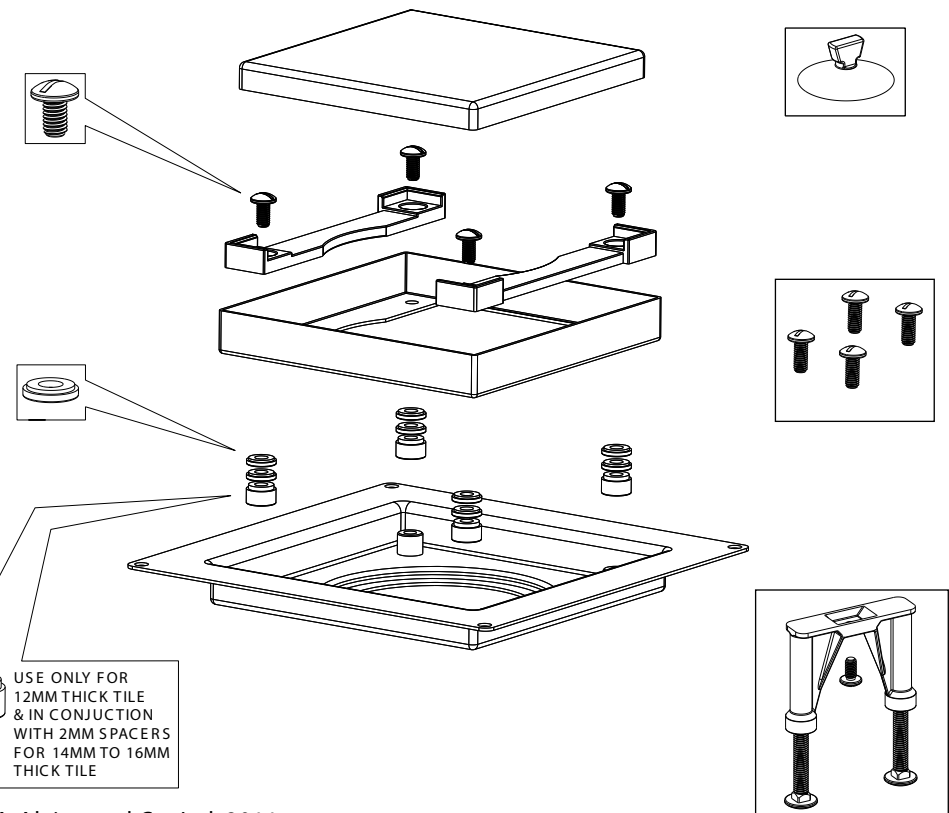


## TILE DRAIN for TILED FLOORS



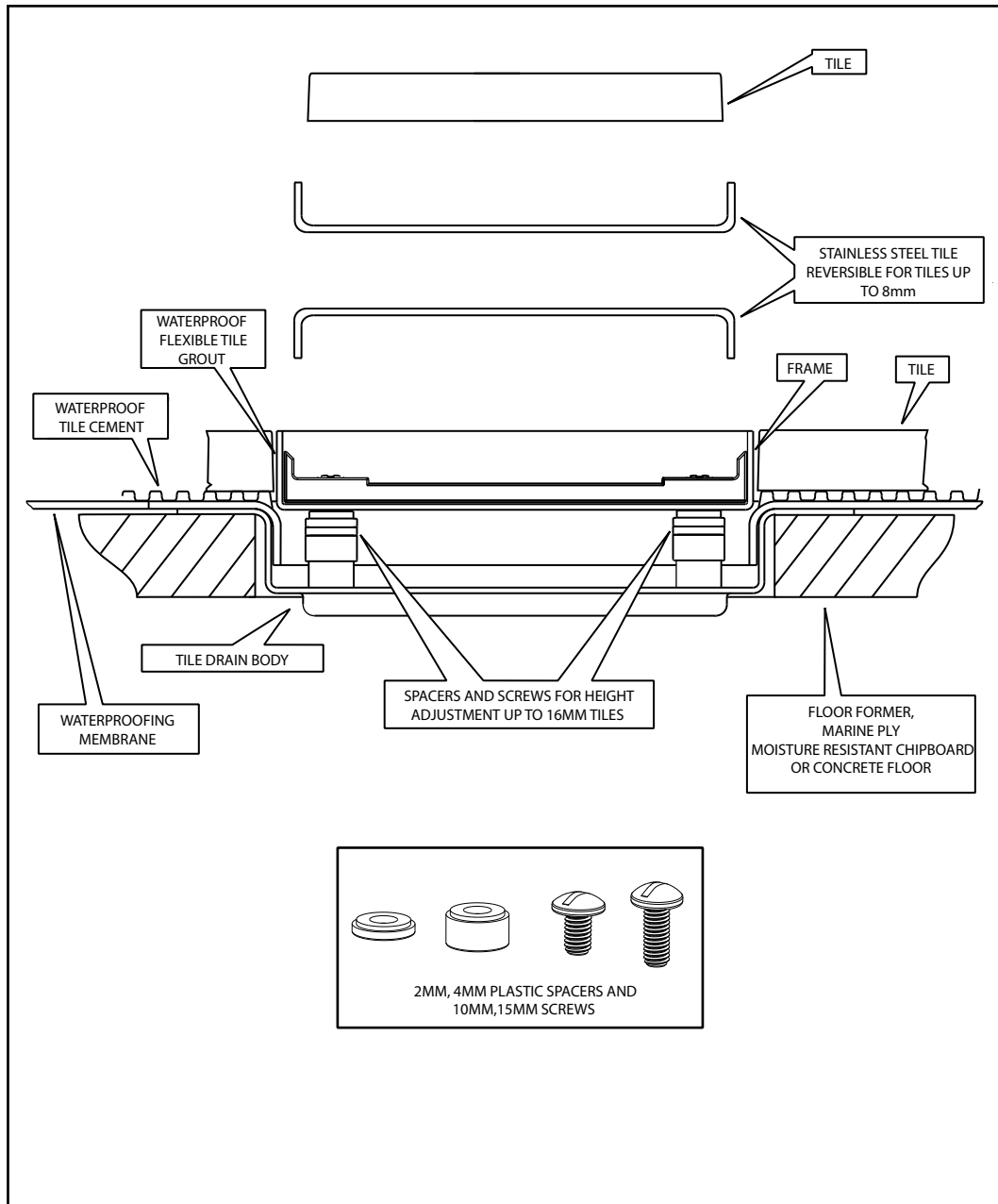
### Component Parts

- 1 X Tile - Reversible.
- 1 X Frame.
- 1 X Tile Drain Body.
- 2 X Adjustable Legs.
- 2 X Centre Plastic Guides with four 10mm screws.
- 1 X Fittings bag containing:
  - 4 X 15mm Screws.
  - 4 X 4mm Plastic Spacers.
  - 8 X 2mm Plastic Spacers.
- 1 X Suction Pad. (For Removing Tile)



# INSTALLATION GUIDELINES FOR TILE DRAIN

TILE DRAIN SHOULD ONLY BE USED WITH McALPINE 50mm WATER SEAL TRAPS ST90-70B, ST90-HP2B AND ST90-HPB



TILE DRAINS CAN BE USED IN CONJUNCTION WITH

- Floor Former, moisture resistant chipboard or marine ply.
- Concrete floor installation, use adjustable support legs (If required)
- A gradient to the Tile Drain of 1:40 should be provided and a waterproofing membrane or tanking system must be installed.
- Waterproof tile adhesive and flexible tile grout should always be used.
- The Frame without Spacers suits tiles up to 8mm.
- Plastic Spacers and 15mm screws enable Frame adjustment to suit 10 -16mm tiles.
- Stainless Steel Tile is reversible to accommodate tiles up to 8mm.

**McALPINE TILE DRAINS SHOULD ONLY BE INSTALLED BY A COMPETENT PLUMBER AND OR SPECIALIST FLOORING CONTRACTOR**